



# Year 1 Phonics Screening Check




# What is Phonics?

- ▶ Phonics is a way of teaching children to read quickly and skilfully.
  - ▶ Children are taught **how** to recognise the sounds each individual letter makes and to identify the sounds that different contributions of letters make such as 'ch' and 'ar'.
  - ▶ Children are taught to read by breaking down words into separate sounds or 'phonemes'. They are then taught how to blend these sounds together to read the whole word.
  - ▶ At Tavistock Infant School we teach phonics, following the Ruth Miskin, Read Write Inc progression.
- 


# Why Phonics?

- ▶ Research shows that when phonics is taught in a structured way, starting with the easiest sounds and progressing through to more complex sounds, it is the most effective way of teaching children to read . It is particularly helpful for children aged 5-7.
  - ▶ Almost all children who receive good teaching of phonics will learn the skills they need to tackle new words. They can then go onto read any kind of text fluently and confidently and for enjoyment.
- 


# What is the Phonics Screening Check?

- ▶ The national Phonics Screening Check is a statutory assessment that was introduced in 2012 to all Year 1 pupils and is a quick and easy check of your child's phonics knowledge.
  - ▶ All Year 1 pupils will take the Phonics Screening Check.
- 

# What is in the Phonics Screening Check?

- ▶ It comprises of a list of 40 words and nonsense words.
  - ▶ It will assess phonics skills and knowledge learnt through reception and year 1.
  - ▶ Your child will read one-one with their class teacher.
  - ▶ Your child will probably complete the check in 10-15 minutes.
  - ▶ They will be asked to 'sound out' a word and blend the sounds together.
  - ▶ The check is very similar to tasks the children already complete during phonics lessons.
- 

# Is it stressful to test such young children?

- ▶ The assessment will be age appropriate and the adults involved will all be familiar.
  - ▶ The children at Tavistock Infant School are familiar with the set up as we are constantly reviewing children's progress in the same way.
  - ▶ It should be an enjoyable activity for children which takes no more than 15 minutes.
  - ▶ There will be a few practise words at the beginning to make sure your child understands the activity.
- 

# What does the check look like?

beg

twinkl.co.uk

at

twinkl.co.uk

sum

twinkl.co.uk

in

twinkl.co.uk

index

twinkl.co.uk

turnip

twinkl.co.uk

waiting

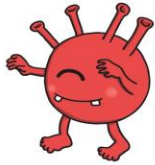
twinkl.co.uk

portrait

twinkl.co.uk

# What are nonsense or pseudo words and why are they included?

vap



twinkl.co.uk

osk



twinkl.co.uk

ot



twinkl.co.uk

ect



twinkl.co.uk

flods



twinkl.co.uk

groiks



twinkl.co.uk

strom



twinkl.co.uk

splaw



twinkl.co.uk




# How will the results from the screening be used?

- ▶ You will be informed of your child's progress in phonics and how he or she has done in the screening check in your child's end of year report.
- ▶ All children are individuals and develop at different stages. The screening check ensures that teachers understand which children need support with decoding.
- ▶ The screening check will identify children who have phonic decoding skills below the level expected for the end of Year 1 and who therefore need help.
- ▶ Identified children will continue to receive phonics teaching in Year 2 and will then re-take the assessment in Year 2.

# How can I help my child?

There are a number of things that parents can do to support early reading development:

- ▶ Let your child see you enjoy reading yourself. They are influenced by you and what you do!
  - ▶ Immerse your child in a love of reading.
  - ▶ Make time for your child to read their school book to you.
  - ▶ With all books, encourage your child to 'sound out' unfamiliar words and then blend from left to right rather than looking at pictures to guess.
- 

# Tavistock Website

- ▶ Phonic videos – Kids' zone – phonics
- ▶ Phoneme cards

# ICT Support

## Websites:

- ▶ [www.phonicsplay.co.uk](http://www.phonicsplay.co.uk)
- ▶ [www.lettersandsounds.com](http://www.lettersandsounds.com)
- ▶ <http://mrthorne.com/>
- ▶ [www.bbc.co.uk/schools/wordsandpictures/phonics/](http://www.bbc.co.uk/schools/wordsandpictures/phonics/)
- ▶ [www.bbc.co.uk/schools/ks1bitesize/literacy/](http://www.bbc.co.uk/schools/ks1bitesize/literacy/)
- ▶ [www.ictgames.com/literacy.html](http://www.ictgames.com/literacy.html)

## Apps

- ▶ Hairy Phonics
- ▶ Hooked on phonics
- ▶ Phonics Fun Lite

# Thank you for coming

